

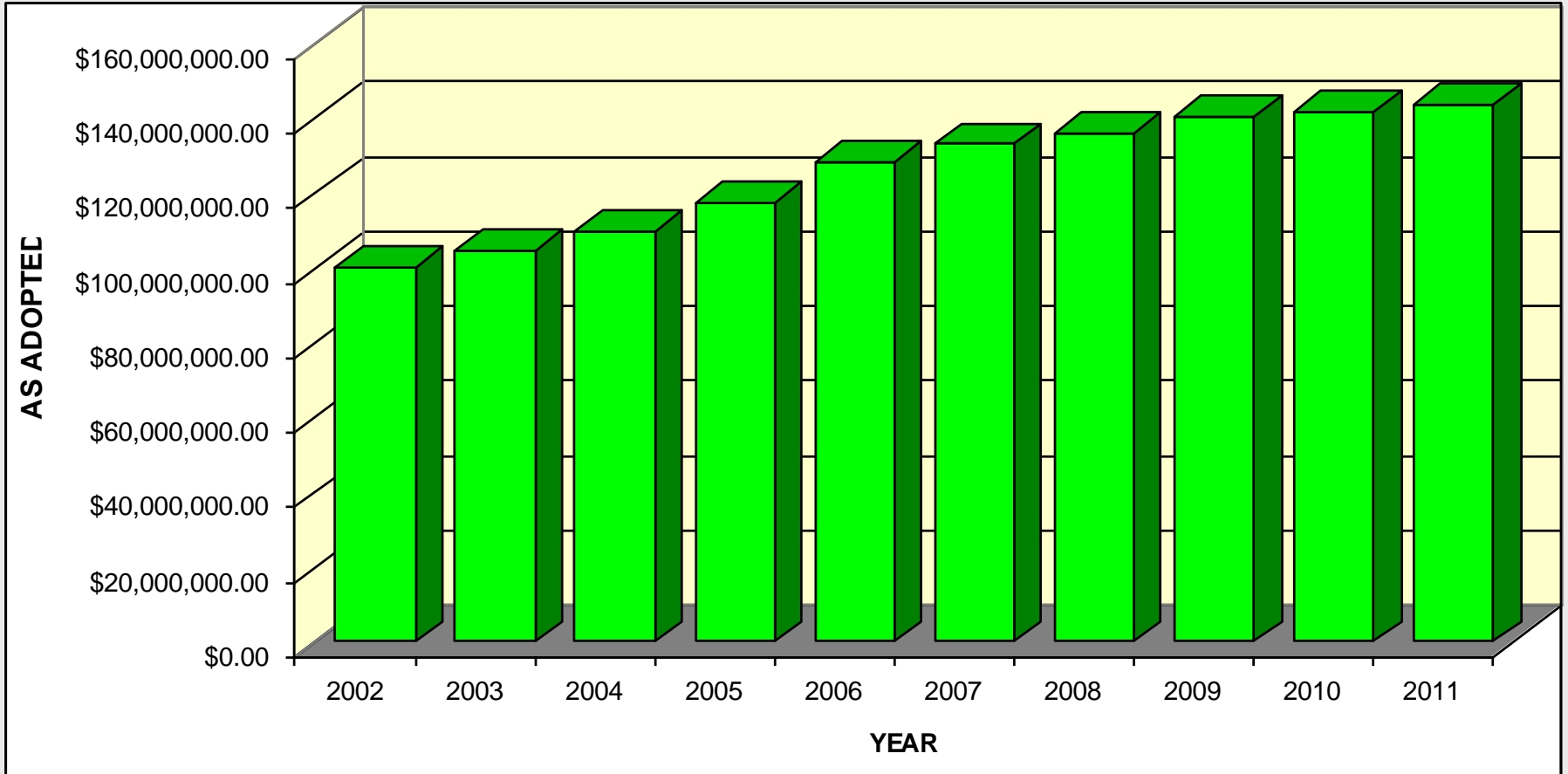
2012

Budget Analysis

A photograph of a window with a sign that reads "IT'S A NEW DAY". The sign is made of large, bold, sans-serif letters in alternating colors of red and blue. The window is framed by a dark wood or metal border. To the left, there is a vertical strip of light-colored, textured fabric, possibly a curtain or blind. The background outside the window is bright and slightly blurred, suggesting a sunny day.

**IT'S
A
NEW
DAY**

County Budget as Adopted

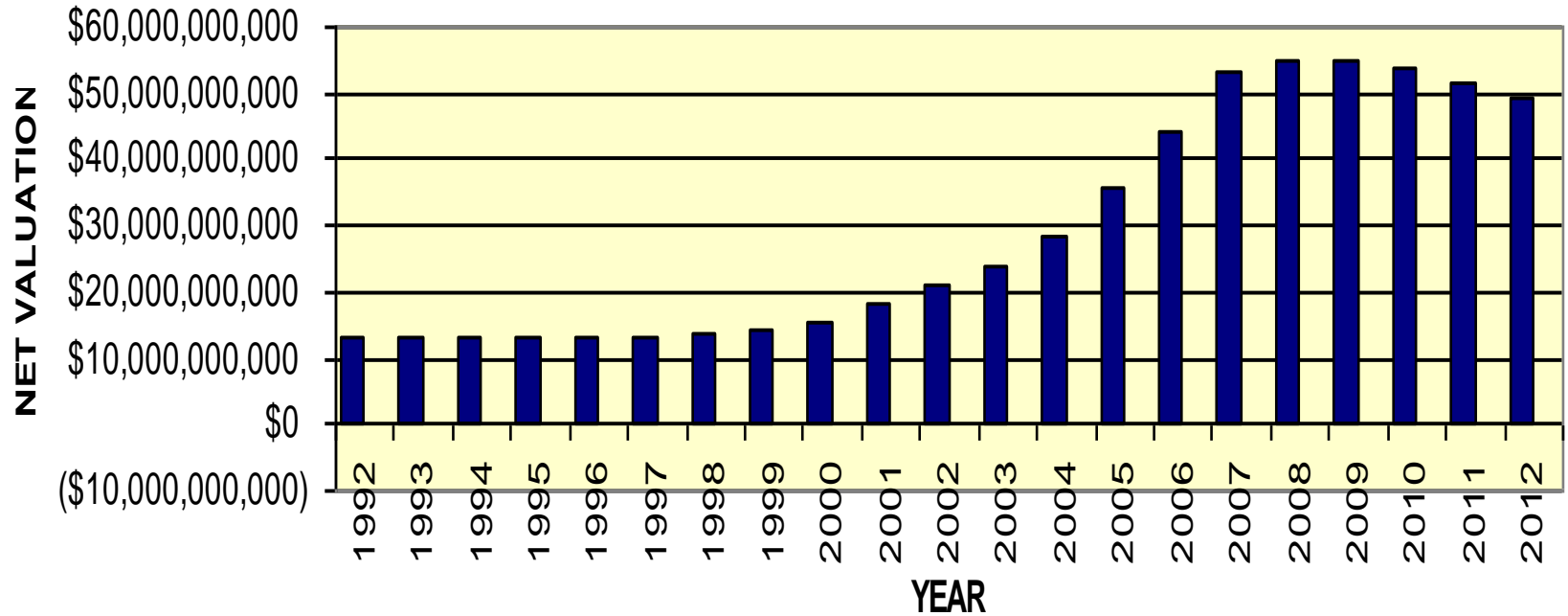


Total Tax Ratable

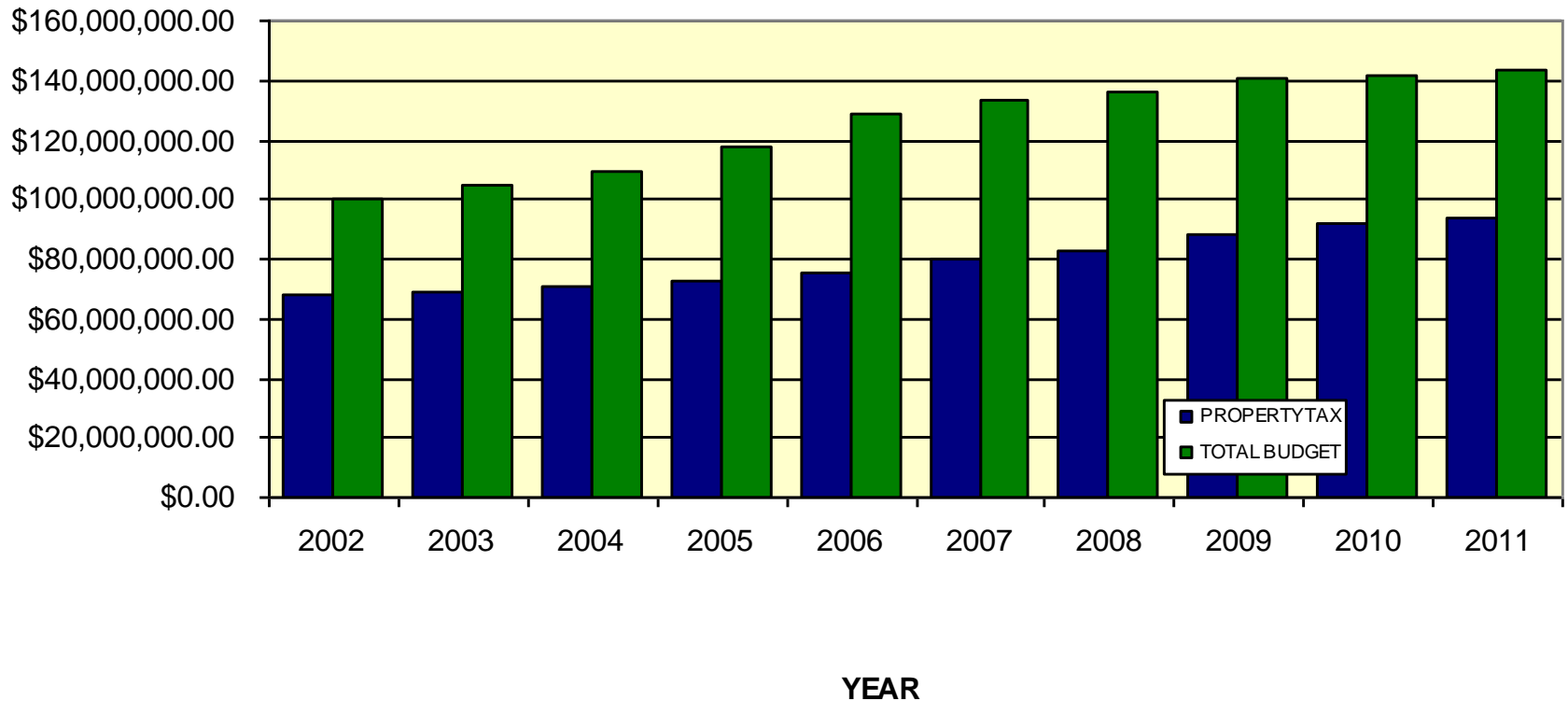
1992	13,187,448,543	3.9%
1993	13,066,038,837	-0.9%
1994	13,038,751,981	-0.2%
1995	13,011,635,509	-0.2%
1996	13,141,066,959	1.0%
1997	13,262,120,501	0.9%
1998	13,539,361,287	2.1%
1999	14,201,988,359	9.0%
2000	15,559,398,552	9.6%
2001	18,099,992,821	16.3%
2002	20,805,887,969	14.9%
2003	23,690,004,454	13.9%
2004	28,544,605,316	20.5%
2005	35,484,932,305	24.3%
2006	44,270,424,427	24.8%
2007	52,953,293,787	19.6%
2008	54,740,892,088	3.4%
2009	55,101,485,337	0.7%
2010	53,534,620,184	-2.9%
2011	51,594,130,134	-3.6%
2012	49,423,000,000	-4.2%

Total Tax Ratable

TOTAL TAX RATABLES

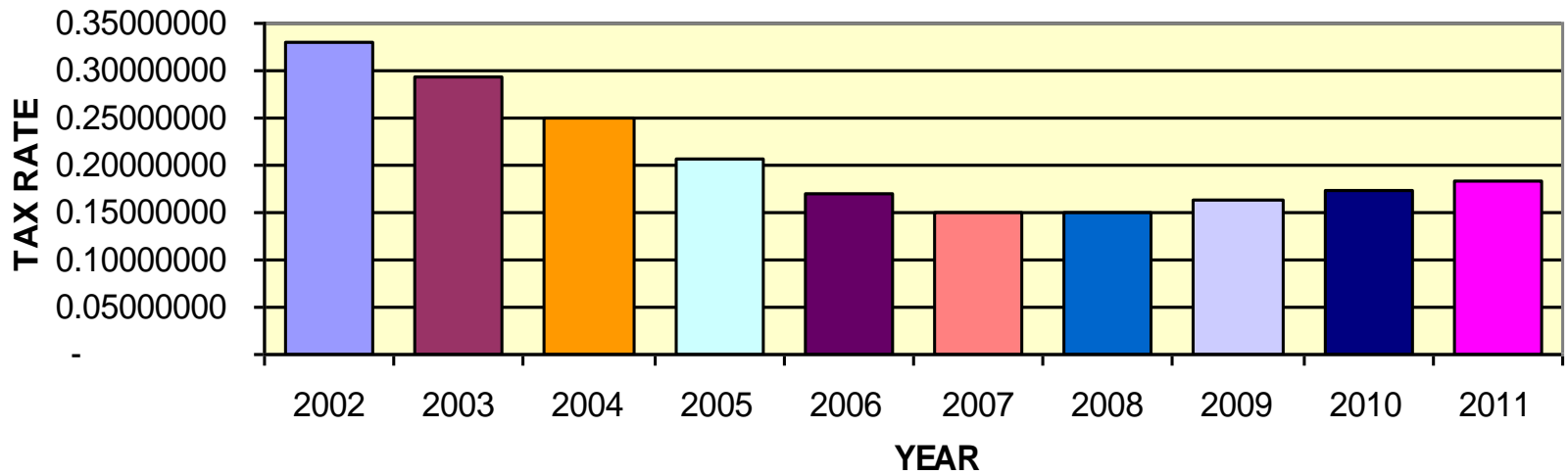


Total Property Tax for Support of County Budget

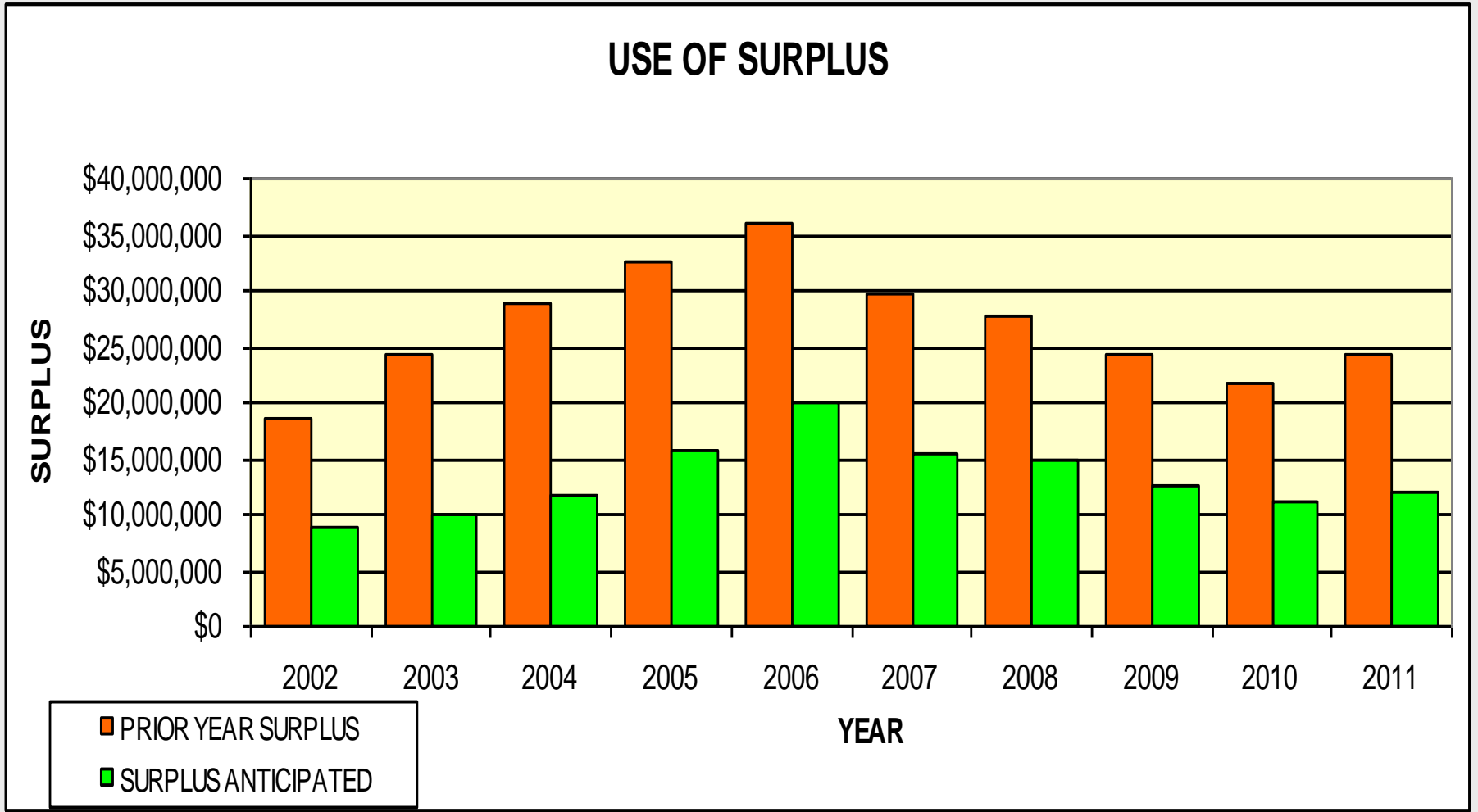


County General Tax Rate

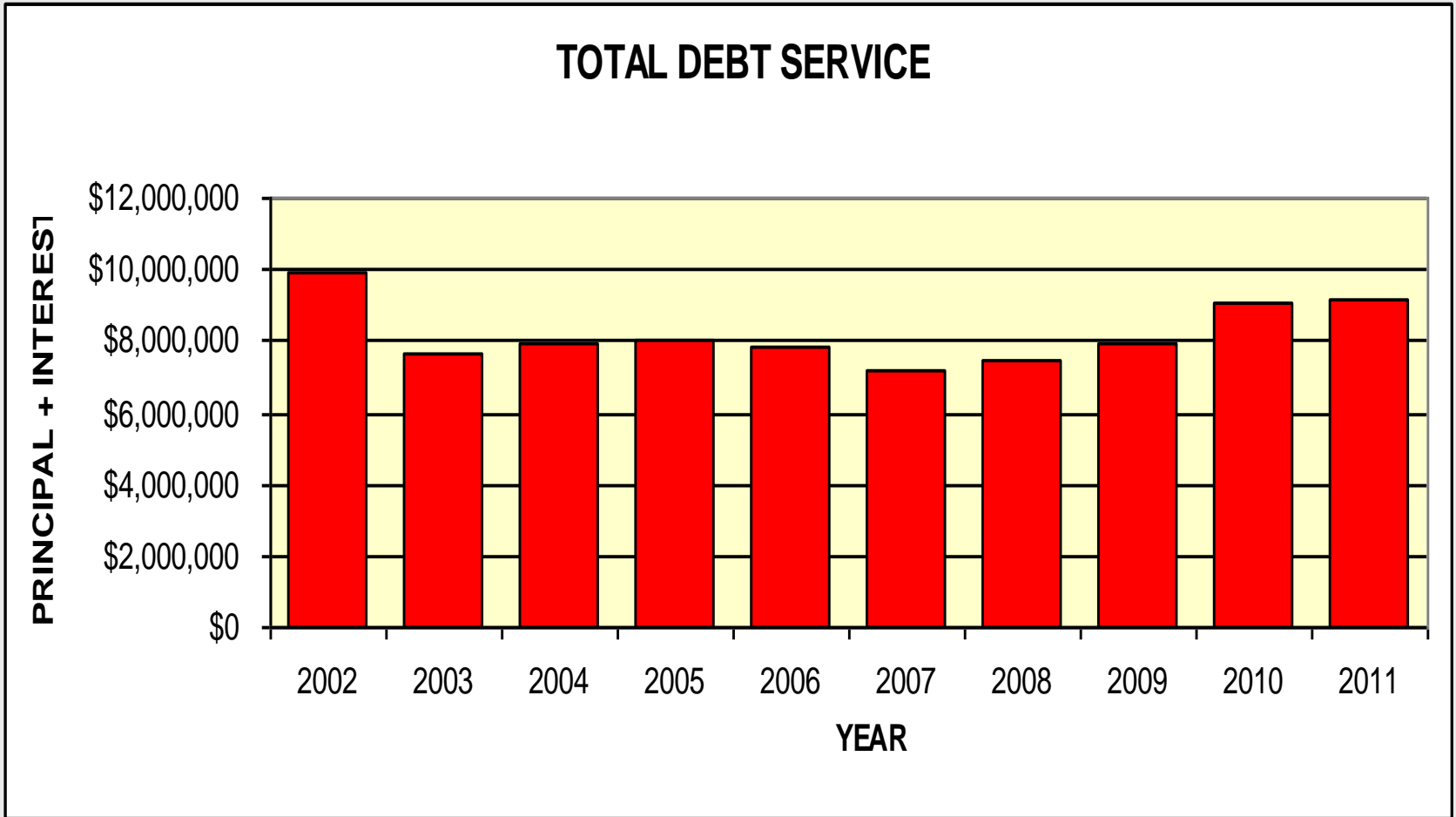
COUNTY GENERAL TAX RATE



Use of Surplus



Total Debt Service



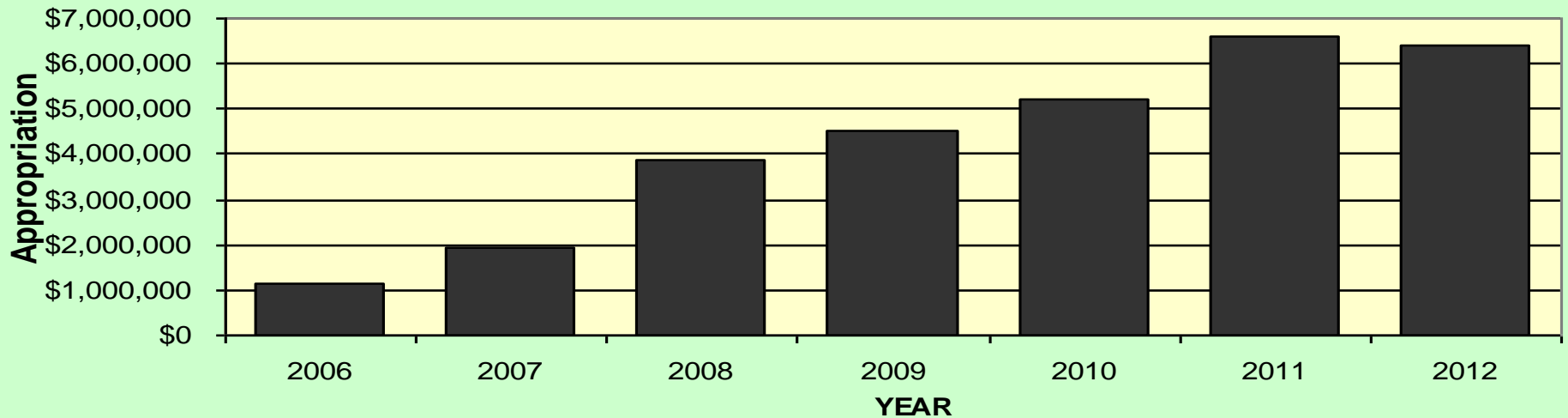
Total Employees

DATE	BUDGETED POSITIONS	SEASONAL AND TEMPORARY POSITIONS	TOTAL POSITIONS
2003	973	35	1,008
2004	975	52	1,027
2005	978	59	1037
2006	1,014	63	1077
2007	1,033	76	1109
2008	1,060	73	1133
2009	1,055	71	1126
2010	1,037	48	1085
2011	985	60	1045
2012	967	45	1012

Pension

<u>YEAR</u>	<u>Total Appropriation</u>	<u>% CHANGE</u>
2006	1,123,486	128%
2007	1,927,585	72%
2008	3,872,483	101%
2009	4,527,493	17%
2010	5,197,837	15%
2011	6,587,079	27%
2012	6,388,653	-3%

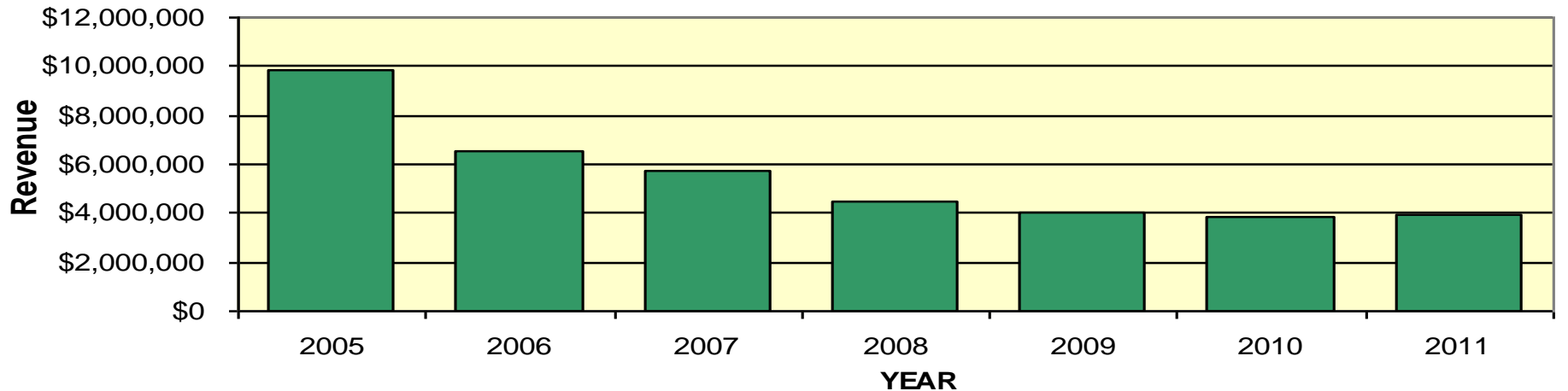
Appropriation/Pension



County Clerk Fees

<u>YEAR</u>	<u>Total Revenue</u>	<u>% CHANGE</u>
2005	9,853,506	9%
2006	6,507,351	-34%
2007	5,708,353	-12%
2008	4,519,982	-21%
2009	3,992,042	-12%
2010	3,893,506	-2%
2011	3,961,406	2%

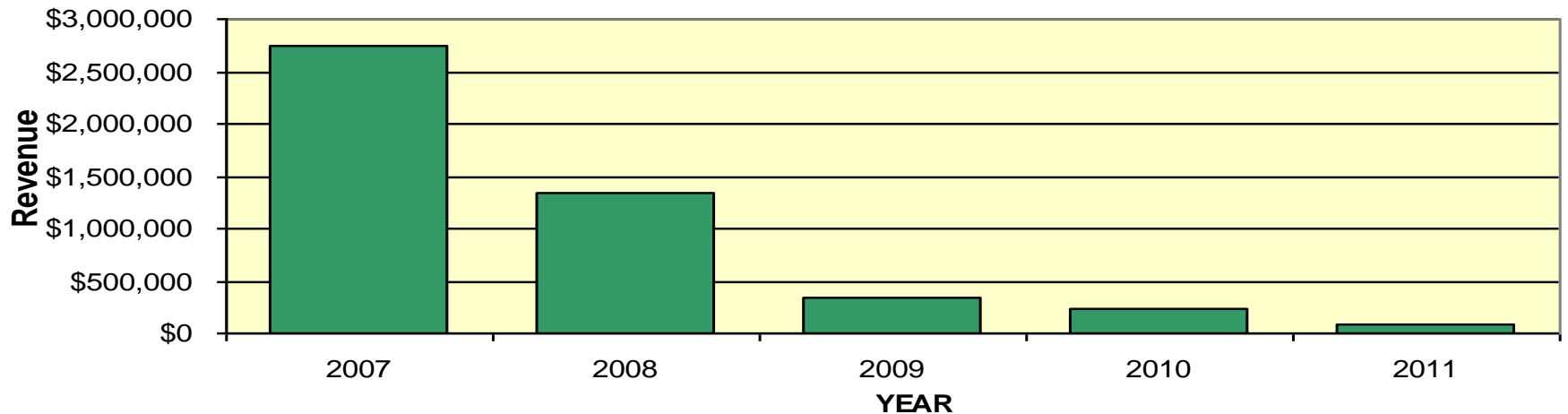
Revenue/County Clerk



INTEREST ON INVESTMENTS

<u>YEAR</u>	<u>Total Revenue</u>	<u>% CHANGE</u>
2007	2,744,657	-15%
2008	1,346,081	-51%
2009	334,117	-75%
2010	228,674	-32%
2011	86,674	-62%

Revenue/Interest on Investments



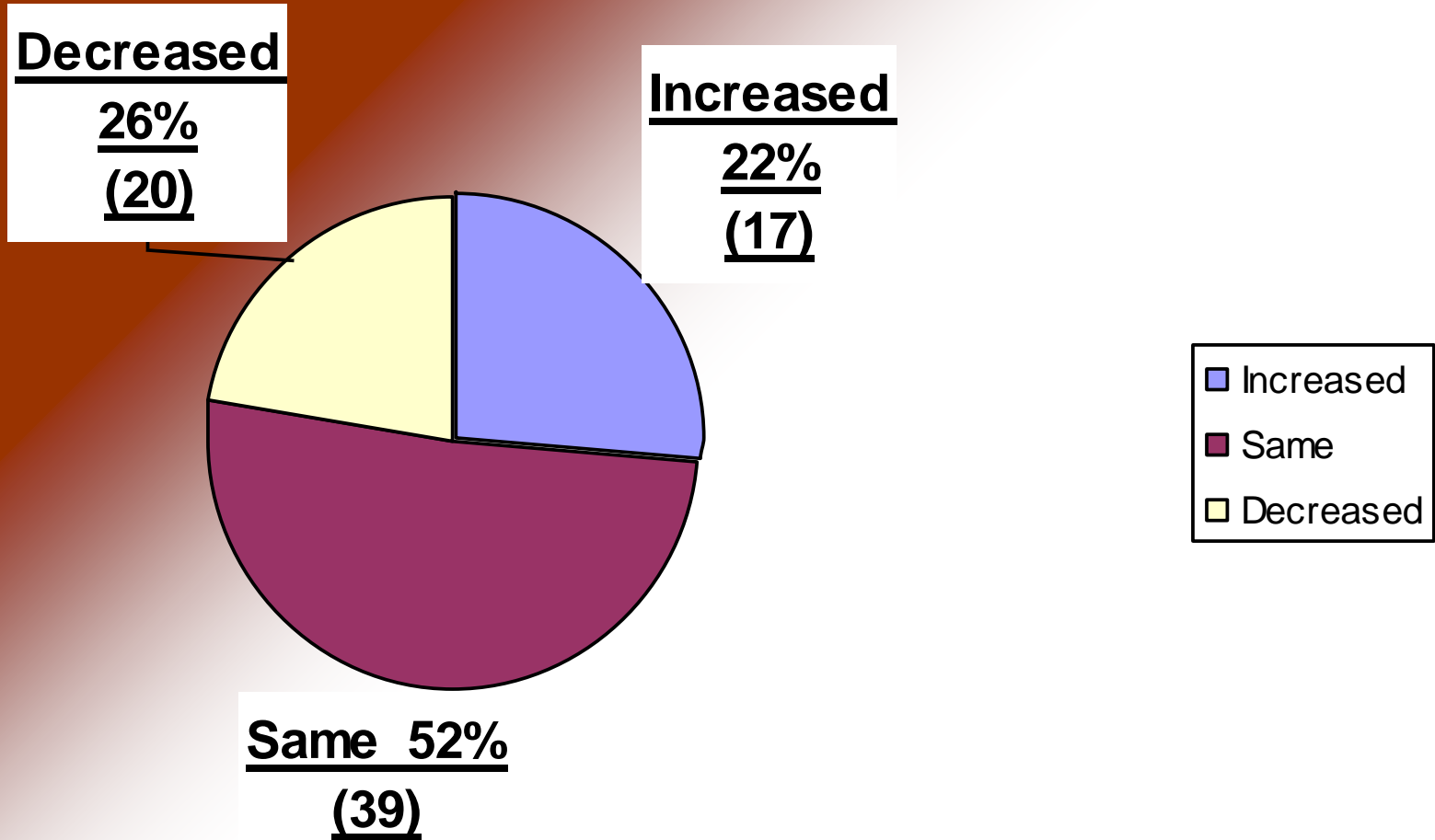
2012 Budget Starting Point Summary

<u>CAP</u>	Total Available	99,202,641.00			
	Total Appropriated	97,974,401.00			
	Remaining (Excess)	<u>1,228,240.00</u>			
<u>TAX RATE</u>	<u>CURRENT YEAR</u>	<u>PRIOR YEAR</u>	<u>CHANGE</u>	<u>% CHANGE</u>	
COUNTY RATE	19.22	18.22	\$7,838,604.00	1.6	
TOTAL COUNTY LEVY	\$97,974,401	\$93,670,627	\$4,303,774	4.59%	
NET VAL TAXABLE	\$49,470,800,000	\$51,610,231,338	-\$2,139,431,338	-4.15%	
	<u>CURRENT YEAR</u>	<u>PRIOR YEAR</u>	<u>CHANGE</u>	<u>% CHANGE</u>	
TOTAL REVENUE	\$43,578,067	\$50,053,067	-\$6,475,000	-12.94%	
TOTAL APPROP	\$141,552,468	\$143,723,694	-\$2,171,226	-1.51%	
COUNTY TAX	\$97,974,401	\$93,670,627	\$4,303,774	4.59%	

2012 Budget Starting Point Summary

<u>REVENUE</u>	<u>Current Year</u>	<u>PRIOR YEAR</u>	<u>CHANGE</u>	<u>% CHANGE</u>
Surplus	\$11,500,000	\$12,120,000	-\$620,000	-5.12%
Local	\$21,504,340	\$27,359,340	-\$5,855,000	-21.40%
State and Federal	\$10,573,727	\$10,573,727	\$0	0.00%
Local Tax	\$97,974,401	\$93,670,627	\$4,303,774	4.59%
TOTAL REVENUE	\$141,552,468	\$143,723,694	-\$2,171,226	-1.51%
<u>APPROPRIATIONS</u>				
Salaries & Wages	\$44,917,085	\$44,777,117	\$139,968	0.31%
Other Expenses	\$70,752,612	\$73,128,313	-\$2,375,701	-3.25%
Deferred & Statutory	\$13,838,581	\$14,033,280	-\$194,699	-1.39%
Capital	\$2,634,448	\$2,629,654	\$4,794	0.18%
Debt Service	\$9,409,742	\$9,155,330	\$254,412	2.78%
TOTAL APPROP	\$141,552,468	\$143,723,694	-\$2,171,226	-1.51%

2012 OE BUDGETS



2012 Budget Strategy

Freeholder

All	Capital Improvement Fund	Approp	\$ 50,000.00
Sheppard	Community College	Approp	\$ 25,000.00
All	Contingency	Approp	\$ 20,000.00
Thornton	County Counsel	Approp	\$ 25,000.00
All	DCTFT	Approp	\$ 1,040,000.00
Morey	Economic Development	Approp	\$ (50,000.00)
Morey	Engineers	Approp	\$ 25,000.00
Thornton	Freeholders	Approp	\$ 30,000.00
All	Grant Deferential	Both	\$ 79,000.00
All	Health Benefits Waiver	Approp	\$ 25,000.00
All	Health Benefits/Stop Loss	Approp	\$ 450,000.00
Desiderio	Inmate Medical	Approp	\$ 25,000.00

2012 Budget Strategy Cont.

All	Matching Funds	Approp	\$ 15,000.00
All	Park Trust	Revenue	\$ 200,000.00
All	PY Bills	Approp	\$ 15,000.00
All	Reserve to Pay Bonds	Revenue	\$ 500,000.00
All	Retirements	Approp SW	\$ 100,000.00
Gabor	S&W-Peer Grouping/FF	Approp SW	\$ (60,000.00)
All	Snow Removal Trust	Revenue	\$ 178,000.00
Gabor	State Human Services	Both	\$ 133,515.00
All	Social Security/PR	Approp	\$ 400,000.00
Thornton	Utilities	Approp	\$ 25,000.00
Gabor	Welfare	Approp	\$ (46,666.00)
All	Workers Trust	Approp	\$ (200,000.00)
All	Surplus	Revenue	\$ 396,151.00
			\$ 3,400,000.00

2012 BUDGET AS RECOMMENDED

	<u>CY</u>	<u>PY</u>	<u>\$ DIFF</u>	<u>%DIFF</u>
Surplus	\$ 11,896,151	\$ 12,120,000	\$ (223,849)	-1.85%
Local	\$ 22,240,607	\$ 27,359,340	\$ (5,118,733)	-18.71%
State and Federal	\$ 10,405,268	\$ 10,573,727	\$ (168,459)	-1.59%
Local Tax	\$ 94,624,401	\$ 93,670,627	\$ 953,774	1.02%
TOTAL REVENUE	\$ 139,166,427	\$ 143,723,694	\$ (4,557,267)	-3.17%
APPROPRIATIONS				
Salaries & Wages	\$44,877,085	\$44,777,117	\$99,968	0.22%
Other Expenses	\$69,446,571	\$73,128,313	(3,681,742)	-5.03%
Deferred & Statutory	\$12,798,581	\$14,033,280	(1,234,699)	-8.80%
Capital	\$2,634,448	\$2,629,654	4,794	0.18%
Debt Service	\$9,409,742	\$9,155,330	254,412	2.78%
TOTAL APPROP	\$139,166,427	\$143,723,694	(4,557,267)	-3.17%

2012 BUDGET AS RECOMMENDED

	<u>CY</u>	<u>PY</u>	<u>\$ DIFF</u>	<u>%DIFF</u>
COUNTY RATE	19.15	18.22	\$4,575,695	0.9
NET VALUATION TAXABLE	49,423,000,000	51,610,231,338	(2,187,231,338)	-4.24%
COUNTY TAX LEVY	\$ 94,624,401	\$ 93,670,627	\$ 953,774	1.02%
TOTAL APPROPRIATION	\$ 139,166,427	\$ 143,723,694	\$ (4,557,267)	-3.17%

2012 BUDGET AS RECOMMENDED

Cap Calculation

Total Available	98,573,730
Total Appropriated	94,624,401
Remaining (Excess)	<u>3,949,329</u>

Thank you!



**County Budget Team
Task Force Members
Department Heads**