

2018 CAPE MAY COUNTY TAX RATE SUMMARY FOR ALL TAXING DISTRICTS

<u>Taxing District</u>	<u>District County Rate</u>	<u>Library Tax Rate</u>	<u>Open Space</u>	<u>District School</u>	<u>Regional School</u>	<u>Local Purpose</u>	<u>Local Library</u>	<u>Total Tax rate</u>
Avalon Borough (r)	0.212	-	0.010	0.035	-	0.199	0.032	0.488
Cape May City	0.227	0.034	0.011	0.066	0.243	0.350	-	0.931
Cape May Point Borough	0.227	0.034	0.011	0.023	-	0.297	-	0.592
Dennis Township	0.229	0.034	0.011	1.141	-	0.230	-	1.645
Lower Township	0.242	0.036	0.011	0.472	0.360	0.575	-	1.696
Middle Township	0.218	0.033	0.010	1.015	-	0.483	-	1.759
North Wildwood City	0.227	0.034	0.011	0.279	-	0.718	-	1.269
Ocean City	0.237	-	0.011	0.216	-	0.459	0.035	0.958
Sea Isle City	0.238	0.036	0.011	0.040	-	0.385	-	0.710
Stone Harbor Borough (R)	0.211	0.032	0.010	0.053	-	0.246	-	0.552
Upper Township	0.232	0.035	0.011	1.303	-	0.183	-	1.764
West Cape May Borough	0.233	0.035	0.011	0.247	0.382	0.357	-	1.265
West Wildwood Borough	0.232	0.035	0.011	0.512	-	1.018	-	1.808
Wildwood City	0.217	0.032	0.010	0.797	-	1.443	-	2.499
Wildwood Crest Borough	0.215	0.032	0.010	0.330	-	0.671	-	1.258
Woodbine Borough *	0.215	0.032	0.010	1.087	-	0.233	-	1.577

-r = Reassessment


-R = Revaluation


-c = Compliance


* BPP - School \$7,780

GENERAL COUNTY TAX RATE = 0.22430126

CAPE MAY COUNTY BOARD OF TAXATION



John Snyder, President


Elizabeth A. Barry, Vice President


James Cafiero, Jr. Commissioner


John A. McCann, Commissioner


Lu Ann Wowkanech, Commissioner

Attest: 
George R. Brown, III
TAX ADMINISTRATOR
Thursday, July 26, 2018